



Language & Literacy		Title: Letter t	Day: 1	Class: Play group	
Learning Outcomes	Activity Plan/Methodology	Time: 40 minutes	Assessment of Learning	Resources	
<p>Upon the completion of this lesson, Students will be able to:</p> <p>Identify the name, sound, action, vocabulary (2 words) formation of small letter 't'</p>	<p>Recap: Students will be shown letters 'a -s flashcards and will be asked to recall their names , sounds and action Play and sing 'abcd' song with students .https://www.youtube.com/watch?v=iOf6x6INHeM .We Are Learning to: Identify the letter 't', its sound , action and its related vocabulary Formation of small letter 't' with a correct sequence of movement What I am looking for: how well you identify the letter't' sound, action and its vocabulary. Gained skill: This will help us to improve our listening, speaking skills. Introduction: Ask students who am I? A teacher or a doctor? Do you like me? Tell students that teachers are like mothers. They help us to study. Tell them that't' is the twentieth letter of the alphabet. Introduce the sound of letter't' pointing towards each child. Ask them to repeat the name of the letter. Play and sing jolly phonics letter 't' song https://www.youtube.com/watch?v=gB3AX5Ryu.jk</p>	<p>5 mins</p> <p>10 mins</p>	<p>Students will be assessed on Identifying the name, sound, action vocabulary and formation of small letter "t".</p>	<p>Flash cards</p> <p>Ppt</p>	



t (Tune: *The Muffin Man* Track 3)

When I watch the tennis game,
/t/-/t/-/t/,
/t/-/t/-/t/...
...when I watch the tennis game,
my head goes back and forth.

 **Action:** Turn your head from side to side, as if you are watching tennis, and say t, t, t, t.

Sing along the song with children two or three times and reinforce the sound with letter 't' actions. Explain that the sound it makes is the beginning sound of the word teacher. Ask students to repeat the sound several times. Can they think of any other words that begin with the same sound? Introduce letter 't' vocabulary through flash cards. (teeth, train, turtle, tiger, truck, tree, table)

Show different vocabulary words that begin with small letter 't' through ppt.

Guided practice: Put all paper pieces into the bowl and invite each child. Provide worksheet and glue. Help child to glue paper pieces on the tree. Encourage them to tell the beginning sound of tree.

Wrap up: What starts with letter 't'? What is the initial sound in teeth?

What is the initial sound in train?

Reflection:

Homework: Match letter 't' with its picture.


20 mins

5 mins

Green paper
cut into small
pieces.
bowl, glue and
Worksheet of a
tree
outline

worksheet

Language & Literacy		Title: Letter t Day: 2		Class: Play group	
Learning Outcomes	Activity Plan/Methodology	Time: 40 minutes	Assessment of Learning	Resources	
<p>Upon the completion of this lesson, Students will be able to:</p> <p>Identify the name, sound, action, vocabulary (4 words) and formation of small letter 't'</p>	<p>Recap: Show the flashcard of letter 't' and ask which letter is this? Reinforce the sound and action of the letter 't'. Recall all vocabulary through flashcards. Play and sing jolly phonics letter 't' song.</p> <p>We Are Learning to: Identify the letter t, its sound, action and its related vocabulary.</p> <p>What I am looking for: How well you identify the letter t sound, action and its vocabulary.</p> <p>Gained skill: This will help us to improve our listening, speaking skill, reading and writing.</p> <p>Introduction: At first show the picture sticks puppet of the letter 't' words (train, tree, teddy, tea, toes). Now teacher will elicit that it is story time. During the story time use picture sticks puppet and ask the sound of the letter 't'.</p> <p>Letter t story</p> <p>Tina and his brother Timmy always like to travel by train. They were going to their grandma's place. They saw a huge tree on their way. Tina was playing with her teddy bear while Timmy was moving his toes. They both ordered tea and biscuits.</p> <p>Guided practice: Divide your class into group of 3 or 4. Put blocks on each table. Tell each student has to sort ten blocks of same shape or colour. Encourage them to tell the beginning sound of ten.</p> <p>Wrap up: What starts with letter 't'? What is the initial sound in turtle? What is the initial sound in truck?</p> <p>Reflection :</p>	<p>5 mins</p> <p>10 mins</p> <p>20 mins</p> <p>5 mins</p>	<p>Students will be assessed on Identifying the name, sound, action vocabulary and formation of small letter "t".</p>	<p>Flash cards</p> <p>ppt/ picture sticks puppet</p> <p>Different blocks</p>	

Language & Literacy		Title: Letter t	Day: 3	Class: Play group	
Learning Outcomes	Activity Plan/Methodology	Time:40 minutes	Assessment of Learning	Resources	
<p>Upon the completion of this lesson, Students will be able to:</p> <p>Identify the name, sound, action, vocabulary (4 words) and formation of small letter 't'</p>	<p>Recap; Teacher will show flashcards of letter 't' and all vocabulary words. Play and sing jolly phonics letter't' song with action. Show them puppet sticks to recap the letter't' story.</p> <p>We Are Learning to: Identify the letter 't', its sound , action and its related vocabulary Formation of small letter 't' with a correct sequence of movement</p> <p>What I am looking for: How well you identify the letter 't'sound, action and its vocabulary.</p> <p>Gained skill: This will help us to improve our listening, speaking, reading and writing skills</p> <p>Introduction: Ask the students to open their books at page 54. Draw their attention to the letter't'. Ask them to trace it with their pointing finger 2, 3 times. Encourage students to identify the letter't' words, sounds and its action. Play and sing rhyme 'teddy bear teddy bear turn around'</p> <p>Guided Practice: Take a print of black and white tiger face mask. Cut out the mask including the eye holes. Help students to colour the mask with crayons. Encourage them to tell beginning sound of a tiger. Punch holes on both sides of the mask and attach an elastic string. Help students to wear their masks at home time.</p> <p>Wrap up: What starts with letter 't'? What is the initial sound in table? What is the initial sound in tree?</p> <p>Reflection :</p> <p>Homework: t is for teeth. Brush your teeth after dinner. Share picture with teacher.</p>	<p>5 mins</p> <p>10 mins</p> <p>20 mins</p> <p>5 mins</p>	<p>Students will be assessed on identifying the name, sound, action vocabulary and formation of small letter "t".</p>	<p>flashcards</p> <p>Book page 54</p> 	

Language & Literacy		Title: Letter t	Day: 4	Class: Play group	
Learning Outcomes	Activity Plan/Methodology	Time:40 minutes	Assessment of Learning	Resources	
<p>Upon the completion of this lesson, Students will be able to</p> <p>Identify the name, sound, action, vocabulary (7 words) and formation of small letter 't'</p>	<p>Recap: Show the flashcard of letter 't' and ask which letter is this? Reinforce the sound and action of the letter 't'. Recall all vocabulary through flashcards.</p> <p>We Are Learning to: Identify the letter 't' its sound , action and its related vocabulary Formation of small letter 't' with a correct sequence of movement</p> <p>What I am looking for: How well you identify the letter 't' sound, action and its vocabulary.</p> <p>Gained skill: This will help us to improve our listening, speaking, reading and writing skills.</p> <p>Introduction: Ask students to trace the letter 't' in the air with your finger. Explaining your movement as you do so. E.g. long line down, short line across. Continue with other practice techniques, writing letter 't' in the palm of your hand.</p> <p>Guided practice Place salt tray on a small stool. Invite students one by one to take turns and trace letter 't' on salt with their index finger. Ask the students to open your book at page 55. Help child to circle letter 't' pictures and complete the tracing at the bottom of the page.</p> <p>Wrap up: What starts with letter 't'? What is the initial sound in teeth, train, turtle, tiger, truck, tree, table?</p> <p>Reflection :</p>	<p>5 mins</p> <p>10 mins</p> <p>20 mins</p> <p>5 mins</p>	<p>Students will be assessed on identifying the name, sound, action vocabulary and formation of small letter "t".</p>	<p>Flash cards</p> <p>Salt tray Book page 55</p>	

Language & Literacy		Title: Letter t	Day: 5	Class: Play group	
Learning Outcomes	Activity Plan/Methodology	Time: 40 minutes	Assessment of Learning	Resources	
<p>Upon the completion of this lesson, Students will be able to:</p> <p>Identify the name, sound, action, vocabulary (7 words) and formation of small letter 't'</p>	<p>Recap: Show the flashcard of letter 't' and ask which letter is this? Reinforce the sound and action of the letter 't'. Recall all vocabulary through flashcards.</p> <p>We Are Learning to: Identify the letter 't', its sound, action and its related vocabulary Formation of small letter 't' with a correct sequence of movement</p> <p>What I am looking for: How well you identify the letter 't' sound, action and its vocabulary.</p> <p>Gained skill: This will help us to improve our listening, speaking, reading and writing skills.</p> <p>Introduction: Organize sand letter prior to tracing letter 't' on the copy. Demonstrate how to trace the letter using the index and the middle finger. Ask them to trace it 2, 3 times.</p> <p>Guided practice: Ask students to open their copies. Trace letter 't' on copy. Give them a set amount of time to complete the task and monitor their progress, ensuring that they complete each letter without eliminating their pencil from the page.</p> <p>Fill the toy teapots with water or tea and place cups in a tray. Demonstrate how to pour tea into the cups. Allow students to complete this activity using toy teapots in turns. Ask students to bring teddy bear (if they have) a day before.</p> <p>Wrap up: What starts with letter 't'? What is the initial sound in teeth, train, turtle, tiger, truck, tree, table?</p> <p>Reflection :</p> <p>Homework: Trace letter 't' on copy.</p>	<p>3 mins</p> <p>5mins</p> <p>30 mins</p> <p>2 mins</p>	<p>Students will be assessed on Identifying the name, sound, action vocabulary and formation of small letter "t".</p>	<p>Flash cards</p> <p>Sand letter Copy work</p> <p>Teapot and cups, tray (toy)</p>	